

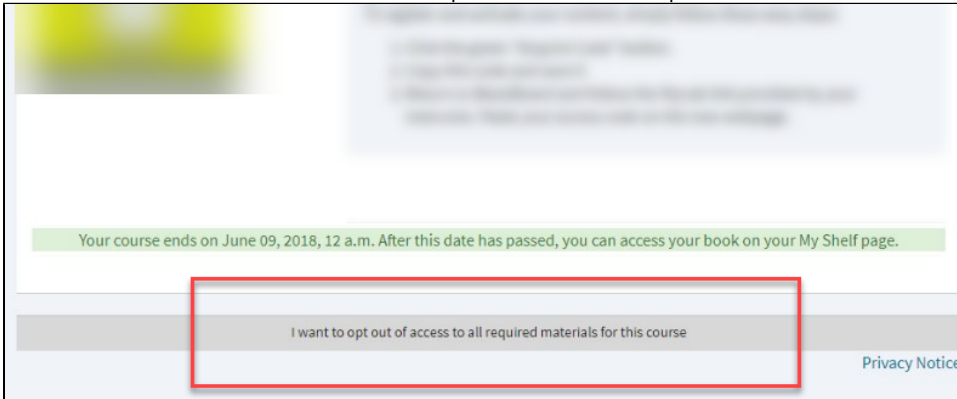
Opting Out of Inclusive Access textbooks in MyClasses

All students that don't wish to participate must "opt out" prior to the end of business on [mmm dd for Term yyyy session]

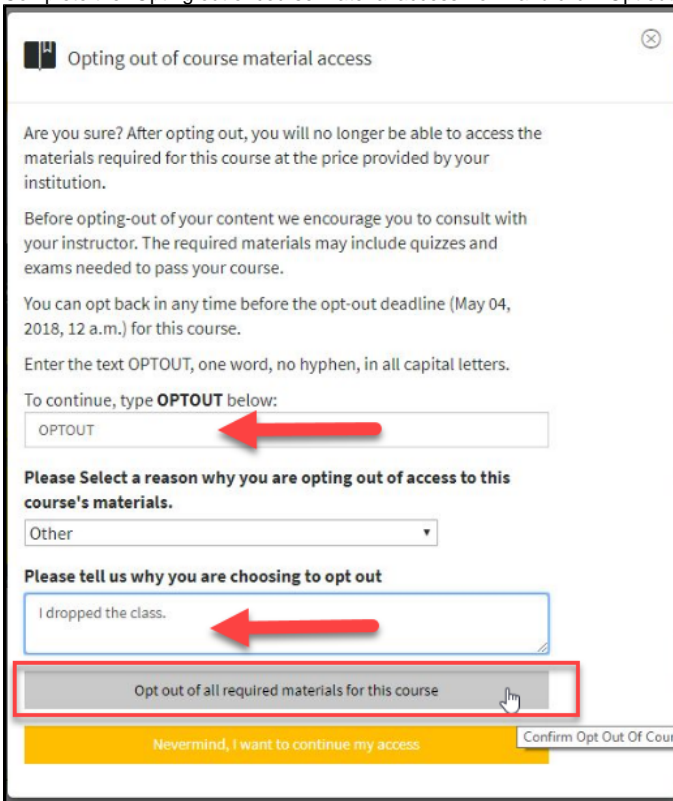
! NOTE: If you opt out of Inclusive Access, you will be responsible for purchasing an access code to McGraw Hill Connect elsewhere in order to access the eBook and complete the required online assignments.

If for any reason you decide that you don't wish to participate in this lower cost, Inclusive Access program, following steps:

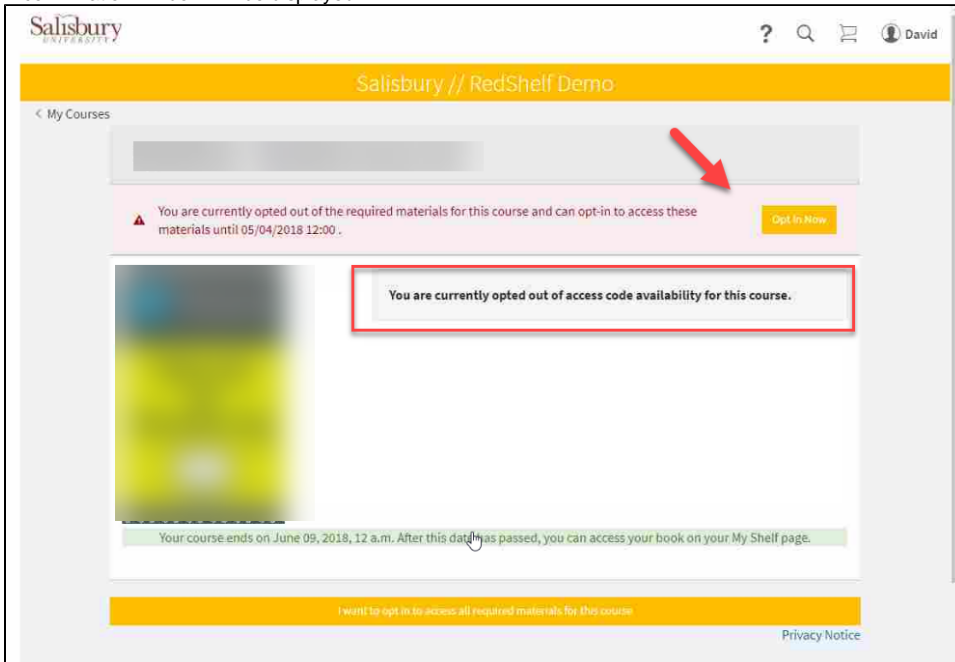
1. Click the Required Course Materials link from the course navigation
2. Click the link at the bottom that states: "I want to opt out of access to all required materials for this course"



3. Complete the "Opting out of course material access" form and click "Opt out of all..."

A screenshot of a form titled "Opting out of course material access". The form contains the following text: "Are you sure? After opting out, you will no longer be able to access the materials required for this course at the price provided by your institution. Before opting-out of your content we encourage you to consult with your instructor. The required materials may include quizzes and exams needed to pass your course. You can opt back in any time before the opt-out deadline (May 04, 2018, 12 a.m.) for this course. Enter the text OPTOUT, one word, no hyphen, in all capital letters. To continue, type OPTOUT below:" followed by a text input field containing "OPTOUT" with a red arrow pointing to it. Below that is a dropdown menu with "Other" selected. Then, "Please tell us why you are choosing to opt out" followed by a text area containing "I dropped the class." with a red arrow pointing to it. At the bottom, there are two buttons: "Opt out of all required materials for this course" (highlighted with a red box) and "Nevermind, I want to continue my access". A "Confirm Opt Out Of Course" button is partially visible on the right.

4. A confirmation window will be displayed



NOTE: if you accidentally opted out of the course materials, you can select the Opt in Now button to regain access to course materials

Related articles

- [Reset your MyClasses guest account password](#)
- [Opting Out of Inclusive Access textbooks in MyClasses](#)
- [Images not shown using Safari in MyClasses](#)
- [Clicker Registration link is not visible in a MyClasses course](#)
- [MyClasses login does not appear when using Internet Explorer](#)