

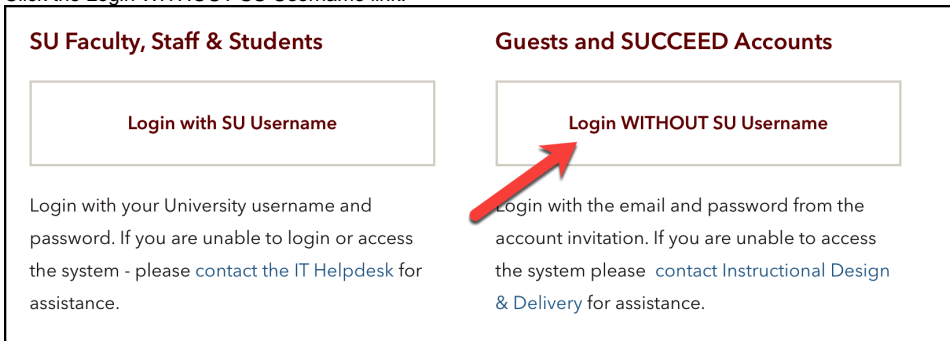
Reset your MyClasses guest account password

Resetting your password for MyClasses if you are **NOT** an SU student, faculty or staff.

Step-by-step guide

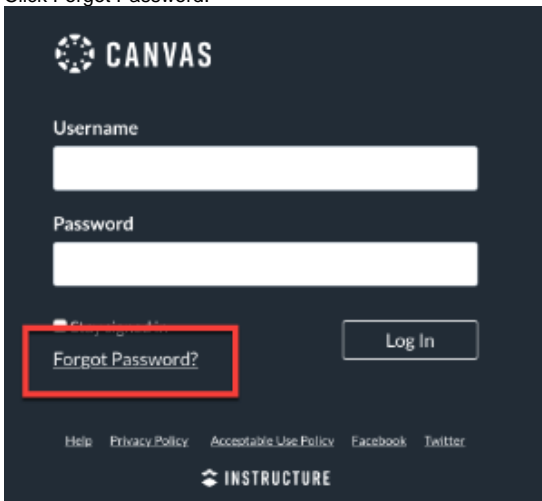
Go to the [Salisbury University MyClasses Login Page](#)

1. Click the Login WITHOUT SU Username link.



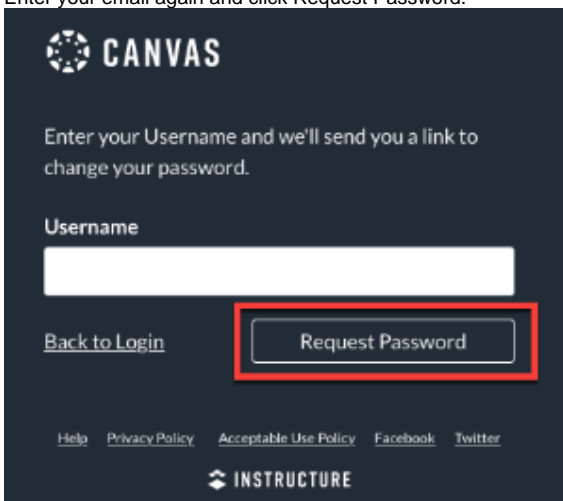
The screenshot shows two columns of login options. The left column is titled 'SU Faculty, Staff & Students' and contains a button labeled 'Login with SU Username'. Below it is the text: 'Login with your University username and password. If you are unable to login or access the system - please contact the IT Helpdesk for assistance.' The right column is titled 'Guests and SUCCEED Accounts' and contains a button labeled 'Login WITHOUT SU Username'. A red arrow points to this button. Below it is the text: 'Login with the email and password from the account invitation. If you are unable to access the system please contact Instructional Design & Delivery for assistance.'

2. Enter your email address used to create your MyClasses Guest Account.
3. Click Forgot Password.



The screenshot shows the Canvas login page. It has a dark blue background with the Canvas logo at the top left. Below the logo are two input fields: 'Username' and 'Password'. To the right of the 'Password' field is a 'Log In' button. Below the 'Log In' button is a link labeled 'Forgot Password?' which is highlighted with a red rectangular box. At the bottom of the page, there are links for 'Help', 'Privacy Policy', 'Acceptable Use Policy', 'Facebook', and 'Twitter', and the 'INSTRUCTURE' logo.

4. Enter your email again and click Request Password.



The screenshot shows the Canvas 'Forgot Password' page. It has a dark blue background with the Canvas logo at the top left. Below the logo is the text: 'Enter your Username and we'll send you a link to change your password.' Below this text is an input field for 'Username'. At the bottom left is a link labeled 'Back to Login'. At the bottom right is a button labeled 'Request Password' which is highlighted with a red rectangular box. At the bottom of the page, there are links for 'Help', 'Privacy Policy', 'Acceptable Use Policy', 'Facebook', and 'Twitter', and the 'INSTRUCTURE' logo.

5. You will receive an email with a link to reset your password.
6. Follow link and screen prompt to reset your password.

Related articles



Content by label

There is no content with the specified labels

