

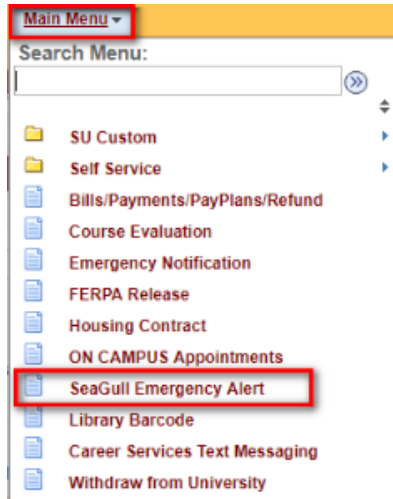
# Emergency Text Alert System (Rave)

The new emergency text alert system (Rave) is now integrated with GullNet and Alertus. University Police can use the new Rave system to send text messages, and SU users can choose to receive SU alert SMS/texts through a new page in GullNet.

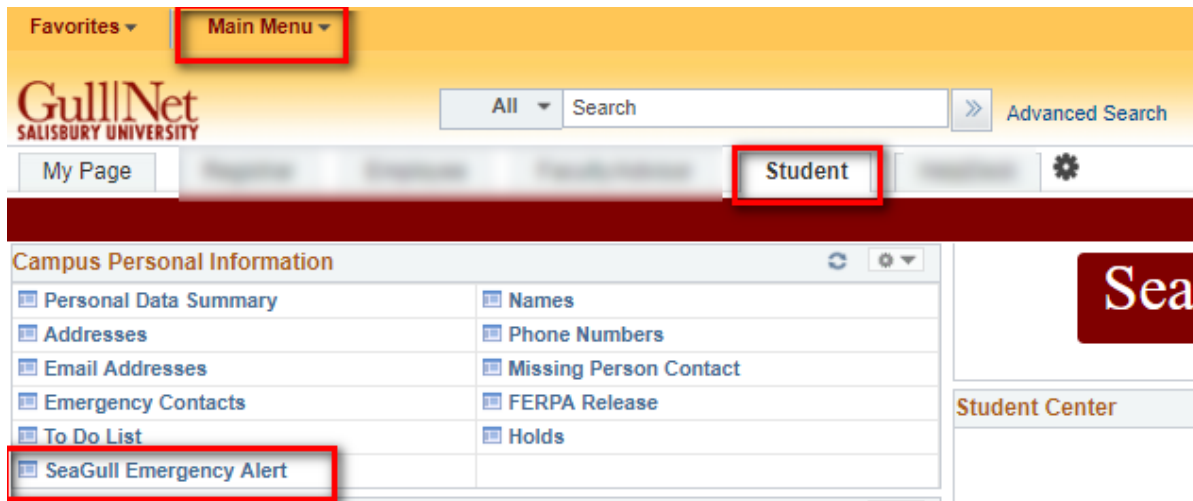
## Students

1. Log into GullNet
2. There are two ways to navigate to the link for "SeaGull Emergency Alert"

a. Main Menu > SeaGull Emergency Alert Tab



b. In the Student Tab under Campus Personal Information select SeaGull Emergency Alert



3. Review/Select desired option

SeaGull Emergency Alert

Terri Stuck

1151437

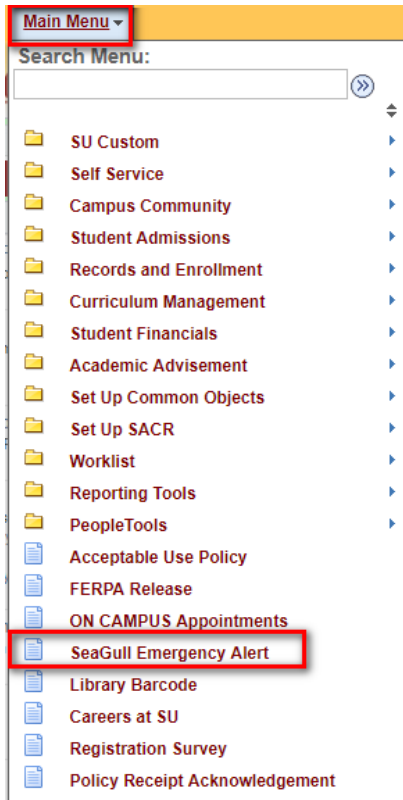
Please provide a cell phone number where any campus **EMERGENCY TEXT** announcements can be sent directly to you. These notifications will include campus closings, weather bulletins, etc. If you would like to receive the **EMERGENCY TEXT** announcements please select "**Opt In Emergency Text Alerts**" and provide the appropriate cell phone number. If you do not want to sign up or want to change a prior Opt In election, please select "**Opt Out Emergency Text Alerts**".

\*Emergency Opt In/ Opt Out:

Submit

## Employee

1. Log into GullNet
2. There are two ways to navigate to the link for "SeaGull Emergency Alert"
  - a. Main Menu > SeaGull Emergency Alert



- b. Under the Employee Tab in Employee Links select SeaGull Emergency Alert

Favorites ▾ Main Menu ▾

GullNet SALISBURY UNIVERSITY

All ▾ Search >> Advanced Search

My Page Employee

HR/Payroll/Benefits

Employee Contract Careers at SU

Employee Links

Motor Pool Request Required Training

Professional Development SeaGull Emergency Alert

Time Sheet

3. Review and Select desired Option

GullNet SALISBURY UNIVERSITY

All ▾ Search >> Advanced Search

SeaGull Emergency Alert

Terri Stuck 1151437

Please provide a cell phone number where any campus **EMERGENCY TEXT** announcements can be sent directly to you. These notifications will include campus closings, weather bulletins, etc. If you would like to receive the **EMERGENCY TEXT** announcements please select "**Opt In Emergency Text Alerts**" and provide the appropriate cell phone number. If you do not want to sign up or want to change a prior Opt In election, please select "**Opt Out Emergency Text Alerts**".

\*Emergency Opt In/ Opt Out: ▾

Submit

## Administrator(backoffice)

1. Log into GullNet
2. Navigate to Main Menu > SU Custom > Student Affairs > SeaGull Emergency Alert > SeaGull Emergency Alert Status
3. Enter EMPLID of student / employee

Favorites ▾ Main Menu ▾ > SU Custom ▾ > Student Affairs ▾ > SeaGull Emergency Alert ▾ > SeaGull Emergency Alert Status

GullNet SALISBURY UNIVERSITY

All ▾ Search >> Advanced Search

Emergency Alert Status

Enter any information you have and click Search. Leave fields blank for a list of all values.

Find an Existing Value Add a New Value

Search Criteria

Empl ID begins with ▾

Name begins with ▾


Last Name begins with ▾

Alternate Character Name begins with ▾

Case Sensitive

Search Clear Basic Search Save Search Criteria

[Favorites](#) > [Main Menu](#) > [SU Custom](#) > [Student Affairs](#) > [SeaGull Emergency Alert](#) > [SeaGull Emergency Alert Status](#)


  [Advanced Search](#)

Emergency Alert View

	Empl ID	User ID	DateTime Stamp	Emergency Opt In/ Opt Out	Personalize	Find	View All	Print	Export	F
1			08/16/19 1:57PM	Opt In Emergency Text Alerts	by					Not
2			08/16/19 3:10PM	Opt Out Emergency Text Alerts						
3			08/16/19 3:10PM	Opt In Emergency Text Alerts						

[Return to Search](#)

## Shortcode text system

The following shortcodes are used by the SU emergency text/sms message system. You may receive texts from any one or more of these shortcode numbers when enrolled in the service:

226787  
 67283  
 78015  
 81437  
 77295  
 22911

These are legitimate shortcodes that come from the emergency alert text system.