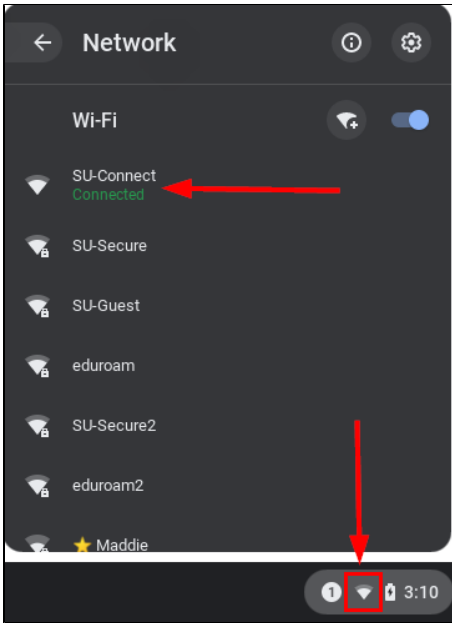


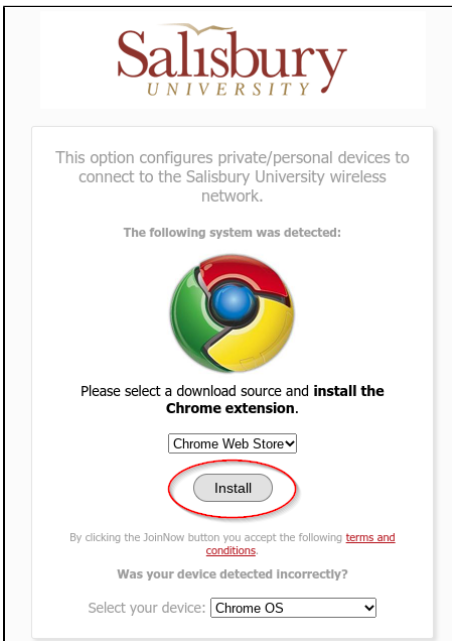
# Connect to the SU-Secure Wireless Network using a Chromebook

Select the **Wi-Fi** icon from the bottom right corner of the screen and choose **SU-Connect** from the list of available networks.

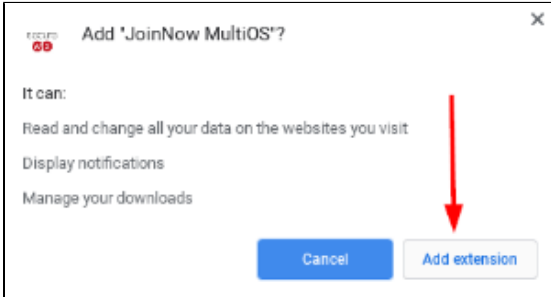
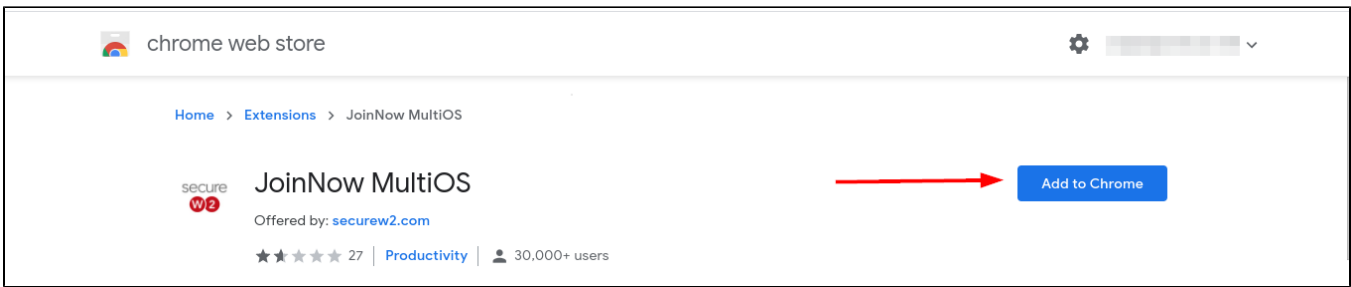


Open Chrome and go to <http://connect.salisbury.edu/>

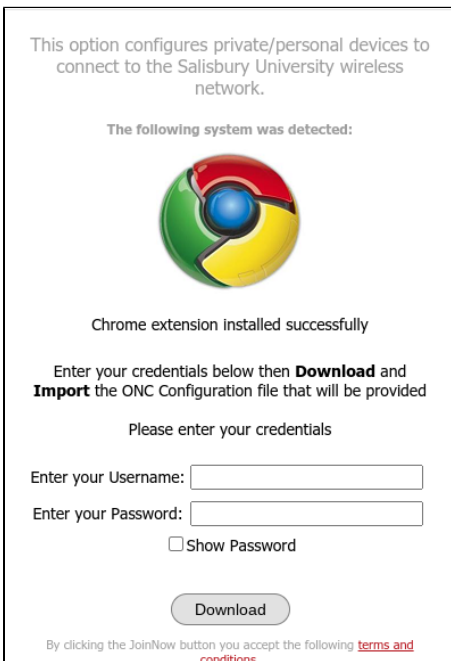
You will be prompted to **Install the Chrome Extension**, select **Install** to complete.



When prompted choose **Add to Chrome** for the JoinNow MultiOS extension and **Add Extension** to verify the extension is added.



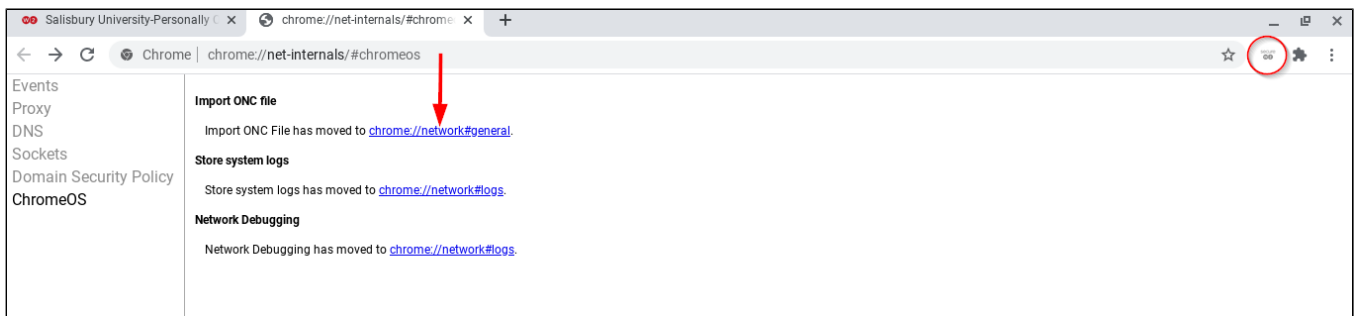
Enter your SU username(email address without @gulls.salisbury.edu or @salisbury.edu) and password.



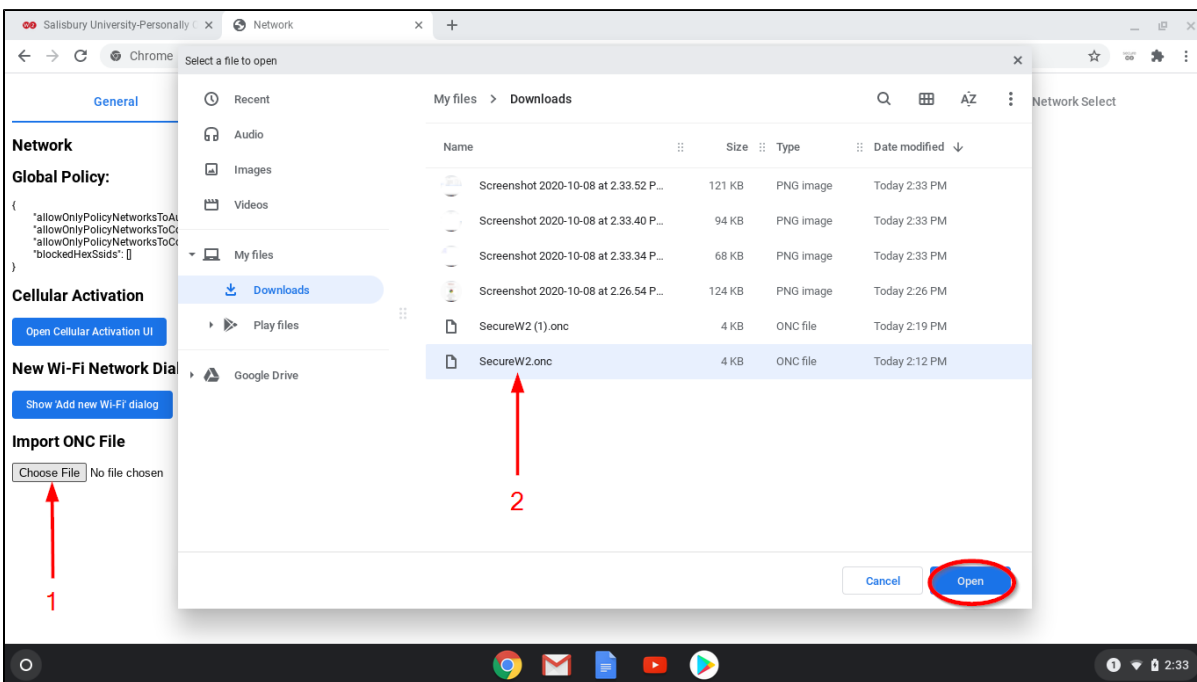
You will then be prompted with instructions to "Switch to the newly opened tab, then Import the downloaded ONC configuration file."



Go to the new tab opened at the top of your screen and select the [blue link](#) under **Import ONC file**. You will notice the Join Now extension active in the top right corner, do not disable the extension.



Select **Choose File** under **Import ONC File** and select the recently downloaded **SecureW2.owc** file then press **Open**



Your Chromebook will now change from **SU-Connect** to **SU-Secure**. If it does not change over automatically select **SU-Secure** from the list of available networks.

Salisbury University-Personally x Network x +

Chrome | chrome://network/#general

General Network Health Network Logs Network State Network Select

### Network

**Global Policy:**

```
{
  "allowOnlyPolicyNetworksToAutofconnect": false,
  "allowOnlyPolicyNetworksToConnect": false,
  "allowOnlyPolicyNetworksToConnectIfAvailable": false,
  "blockedHexSsids": []
}
```

**Cellular Activation**

[Open Cellular Activation UI](#)

**New Wi-Fi Network Dialog**

[Show Add new Wi-Fi dialog](#)

**Import ONC File**

No file chosen

Networks imported: 1

JoinNow MultiOS • 15m ^

**Instructions**

- 1: - Go to "chrome://net-internals/" tab and click on choo...
- 2: - Upload the recently downloaded SecureW2.ONC file.

Network

Wi-Fi

- SU-Secure connected
- SU-Guest
- SU-Connect
- eduroam
- SU-Secure2
- eduroam2